

EXTERIOR DOOR SYSTEMS | INTERIOR DOOR SYSTEMS | COMMERCIAL | HARDWARE



LARSON DOORS

2020



Model 156 FVE, shown in Graphite.

ADD A Larson Door

Add a Larson Door to any model of Madero door system in 32", 34" or 36" by standard 6/8" height. Available as factory installed or as DIY for existing doors in your home. Please contact your Madero dealer for custom sizes and additional products available.

Retractable Screen Away Storm Doors.....	3-7
Ventilating Storm Doors.....	8-9
Pet Doors.....	10-11
Retractable Screen Doors.....	12-13



Model 156 EasyVent XTR, shown in Graphite.

Retractable Screen Away Storm Doors

Larson's Retractable Screen Away® designs convert your storm door to a screen door instantly and discreetly rolls up and hides when not in use.

156 EasyVent XTR with Hidden Closer



Handles sold separately

Door Colours



- Glass available in Clear or Clear Low E
- Hidden Closer built into the door with patent pending Click&Hold™ to keep the door open
- 4-in-1 retractable screen provides improved strength, superior privacy, better insect protection and enhanced solar protection
- 1-7/8" thick aluminum frame; maintenance-free finish
- Overlapping frame with double weatherstrip seals out weather and conceals hinges and gaps
- Screen Away® retractable screen disappears in top cassette for a clear view
- Sizes: 32", 36" Width x 81" Height



Model 146 EasyVent, shown in White.

146 EasyVent Selection



Handles sold separately

Door Colours




**SCREEN
AWAY**

- Glass available in Clear or Clear Low E
- 1-7/8" thick aluminum frame; maintenance-free finish
- Closer features a Hold-Open button that holds the storm door open with a tap of your toe
- Full glass design allows maximum natural light into home
- Maintenance-free aluminum frame and overlapping edge seals out harsh weather
- Double weatherstripping delivers superior weather protection
- Designer screw covers conceal exterior screws for a finished look
- Sizes: 32", 34", 36" Width x 81" Height



Model 356-52 shown in White.

356-52 Superior Fullview



Door Colours



White

**SCREEN
AWAY**

- Glass available in Clear
- 1-3/8" thick aluminum frame; maintenance-free finish
- Closer features a Hold-Open button that holds the storm door open with a tap of your toe
- Full glass design allows maximum natural light into home
- Overlapping edge seals out weather
- Decorative lever handle includes a built-in keyed lock
- Designer screw covers conceal exterior screws for a finished look
- Sizes: 32", 36" Width x 81" Height



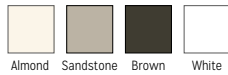
Model 830. Retractable Screen Away, shown in White.



830 - Lifestyle Midview with Magnetic Seal Series



Colour



Handle




830

81" Height
2/8, 2/10, 3/0

- Magnetic weatherstrip seals like a refrigerator
- Retractable Screen Away® design offers the beauty of a clear view with the convenience of quick & easy ventilation
- DuraTech® finish protects against age and weather

370-81 - Life Core® Midview



Colour



Matching hardware included

370-81

81" Height
2/6, 2/8, 3/0

- Maintenance-free frame and heavy duty weatherstripping block out harsh weather
- 2/3 window offers increased sunlight
- Surface finish protects against age and weather



Model 288-SS in Brown.



Ventilating Storm Doors

Let in the breeze when you want, and the way you want, with these ventilating doors!

Storm doors at a great value. Choose from all-metal frame construction or a tough, weather-resistant DuraTech® surface. Reversa Screen provides for top or bottom venting.



Model 298-SS



Model 283-ST in White.



298-SS Traditional Value Collection



Colour



White

298-SS

81" Height
2/6, 2/8, 2/10, 3/0

- 1" thick solid core design
- Maintenance-free vinyl finish provides weather resistance
- Traditional half-screen adjusts for bottom ventilation
- Handle included, black finish

288-SS Value Plus Half Glass and Screen Series



Colour



Brown



White

288-SS

81" Height
2/6, 2/8, 2/10, 3/0

- 1" thick solid core finished with a weather and age resistant surface
- Traditional half-screen design adjusts for on-demand bottom ventilation
- Built to withstand high traffic areas
- Heavy duty weatherstrip system seals out weather
- Handles included, color matched to door

283-ST Traditional Single Vent



Colour



Brown



White

283-ST

81" Height
2/6, 2/8, 3/0

- 1" thickness
- Decorative applied molding adds enhanced curb appeal to traditional half screen storm door.
- Solid core and maintenance-free aluminum finish provides weather resistance.
- Handle included, color matched to door



Pet Storm Doors

Add curb appeal and a way to create your own distinctive look. The full glass with built-in-pet door provides easy access for your pet.



Model 149PV



Handles sold separately

Door Colours



149 PV Elegant Pet Door

- Built-in 8" x 12" pet door accommodates pets up to 40 pounds
- Full glass design allows maximum natural light into home (screen not included)
- Maintenance-free aluminum frame and overlapping edge seal out weather
- Double weatherstrip delivers superior weather protection
- Designer screw covers conceal exterior screws for a finished look
- QuickFit™ handle sets offer multiple handle finishes to choose from



Because you share your heart and your home with your dogs, invite them to expand their independence and enjoy the ease of entering and exiting your home with a Larson storm door with PetSafe pet flap.



Model 370-79

370-79 Large Built-in Pet Door

Let your pet in and keep unwanted critters out with our built-in pet door. These half screen doors combine function and style, letting the light in while letting your dog in and out.

- Built-in pet door has a 10" x 17" flap opening
- Inside pet door security panel keeps intruders out
- Traditional half-screen adjusts for bottom ventilation
- Maintenance-free DuraTech® finish protects against age and weather
- Width size: 32" or 36"
- Height: fits standard door 81"
- Color: White
- Hardware: Included, color matched





2002002

Brisa Retractable Screen Door - single.

Retractable Screen Doors


Escape®

- Self adjusting to fit uneven openings
- Low maintenance screen is protected by cassette
- Powder-coated finish is attractive and durable
- 5 year warranty

E100 Single: Width: 20" to 36-1/4" - Height: 78-1/2" to 80-1/2"

E200 Double: Width: 30" to 84" - Height: 79" to 81"
Width: 30" to 96" - Height: 91" to 93"

Colour



Almond Black Brown Sandstone White



Inspire

- Self adjusting to fit uneven openings
- Wheelchair accessible and handicap friendly with flat bottom
- Fully assembled no-cut cassette
- Low maintenance screen is protected by cassette
- Powder-coated finish is attractive and durable
- 5 year warranty

IN100 Single: Width: 39" - Height: 70" to 81"

Custom: Width: 12" to 63" - Height: 24" to 125"

Colour



Brown Sandstone White



Pleated Design

Brisa

- Cassette on the right or left side of the screen door can be pulled side-to-side or retracted when the screen is not in use
- Subtle strips to prevent walk through
- Limited life time warranty

- Quick snap track requires no cutting
- Handles comes with latch lock to secure the door in place

Colour



Brown Sandstone White



7721 Single Door

Sizes: Width: 32" to 36"
Height: 80", 96"



7722 Double Door

Sizes: Width: 68" to 72"
Height: 80", 96"



7723 Sliding Door

Sizes: Width: 32" to 36"
Height: 80"



Wall Screens

Ideal solution for bi-folding, lift-n-slide and other large opening doors and windows.



Scenix™ Retractable Screen Porch Windows

Scenix™ windows offer panoramic views and makes it easy to capture natural air flow.



Storm Windows

Keep your home warm in the winter and cool in the summer with the Performance Series Picture Storm Window.



Security Storm Doors

The heaviest duty storm doors on the market today, made of steel and built to last. Up to 50% Ambient Noise Reduction.





Looking for a high quality, complete door and hardware package for your home? Madero offers a wide array of door designs and configurations with highly customizable glass and hardware options suitable for both interior and exterior applications.



Entry Series



Designer Entry Series



Garden Patio Door Series



Multi-Family





Commercial



Interior Doors

Contact us at:
madero.ca | 1.800.667.6977

  @maderocanada

Brochure design by

