

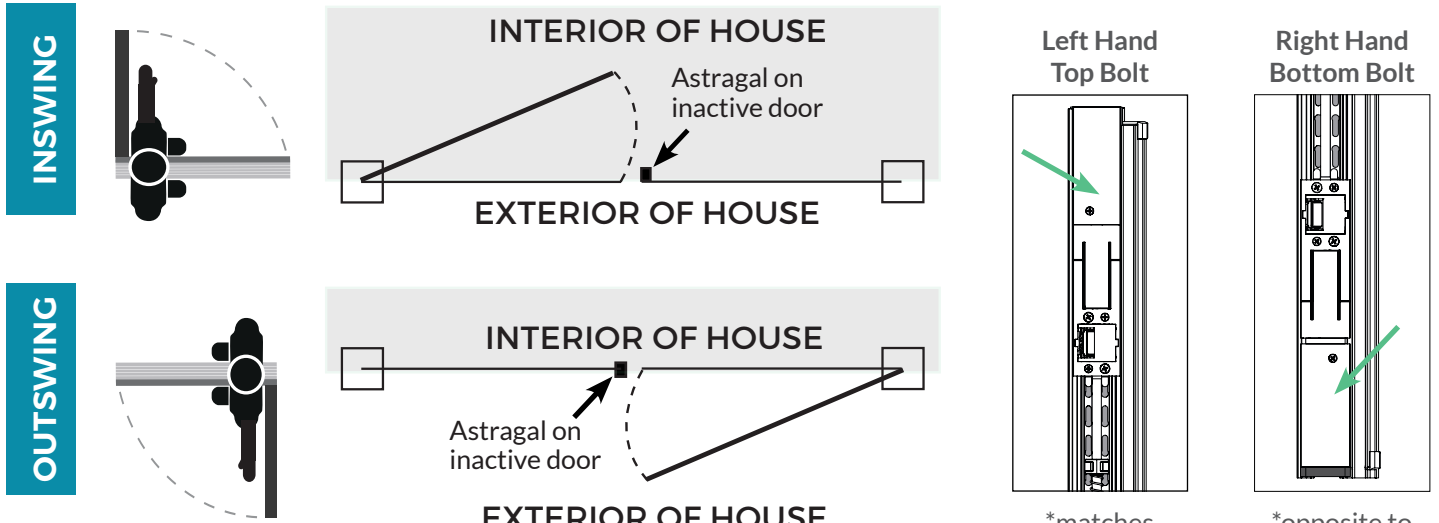
ENDURA ULTIMATE MULTI-POINT ASTRAGAL: SHOOT BOLT SELECTION GUIDE

Shoot bolts on the Ultimate Multi-Point Astragal are handed and depending on the handing of your French Door, you will need either a Left-handed or Right-handed bolt. See guide below to identify the swing and handing of your door.

NOTE: For both inswing and outswing doors, the handing of the top bolt matches the handing of the astragal. The handing of the bottom bolt is opposite to the handing of the astragal.

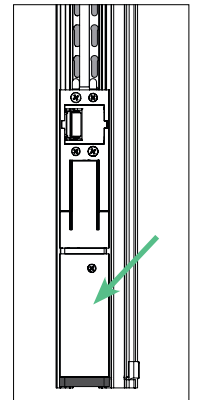
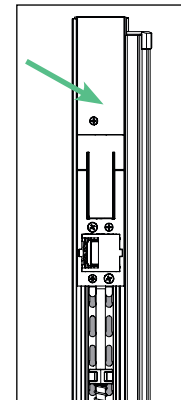
IDENTIFY HANDING OF ASTRAGAL

CHOOSE COMPATIBLE SHOOT BOLT



Left Hand Top Bolt

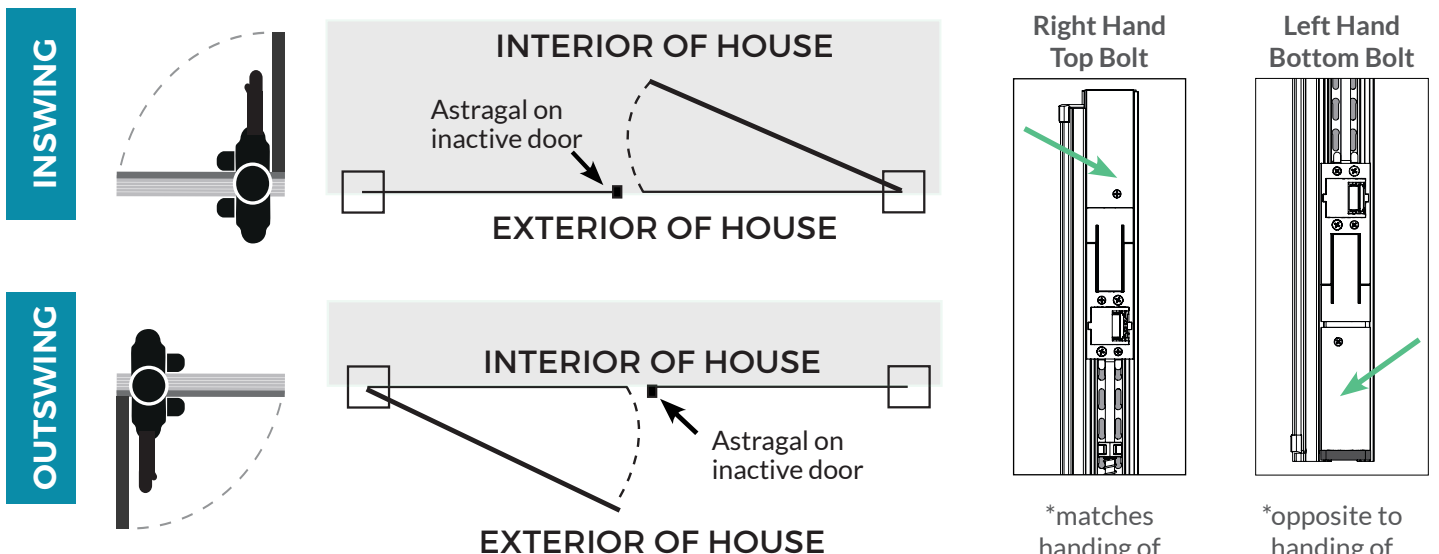
Right Hand Bottom Bolt



*matches handing of astragal

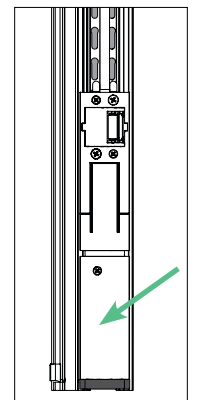
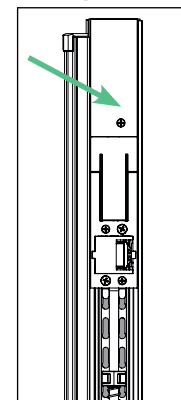
*opposite to handing of astragal

When you stand with your back against the hinges of the active (moving) door panel, if the door opens to your **left**, you have a **LEFT HANDED ASTRAGAL**.



Right Hand Top Bolt

Left Hand Bottom Bolt



*matches handing of astragal

*opposite to handing of astragal

When you stand with your back against the hinges of the active (moving) door panel, if the door opens to your **right**, you have a **RIGHT HANDED ASTRAGAL**.