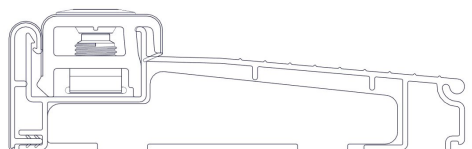


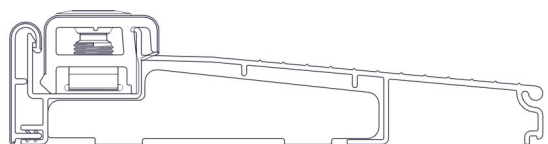
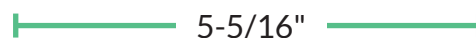
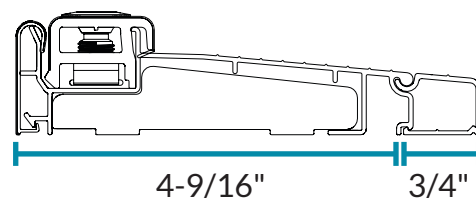
Available Sill Width Options

Wider sill widths can be created by using a one piece sill system or combining an existing sill system and an extender. The below images outline the total width options available and how they can be achieved.



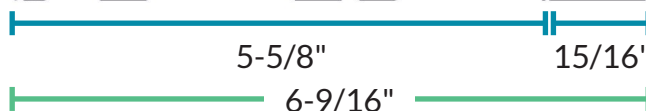
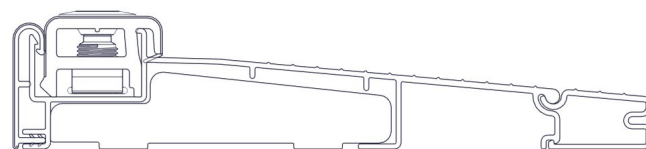
**Z-Series Sill System in a
4-9/16" Width**

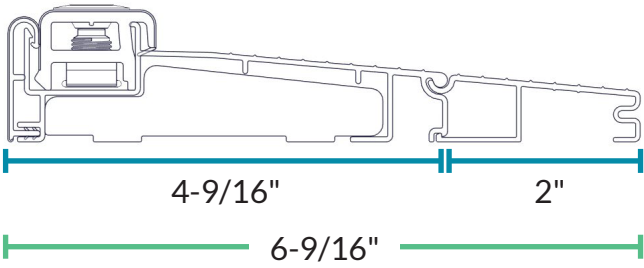
**Z-Series Sill System in a
4-9/16" Width PLUS a 3/4"
Sill Extender**



**Z-Series Sill System in a
5-5/8" Width**

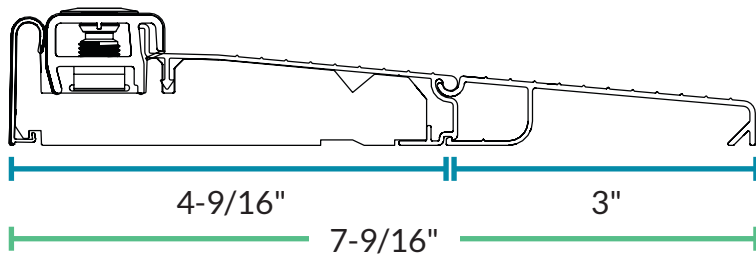
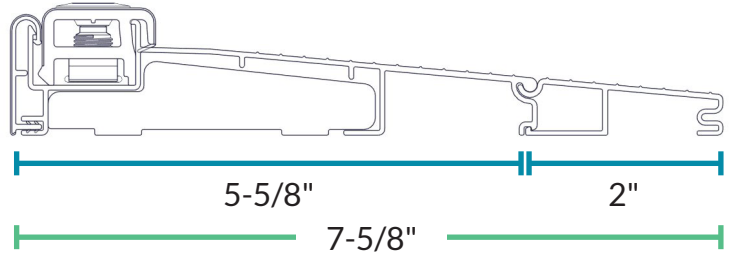
**Z-Series Sill System in
a 5-5/8" Width PLUS a
15/16" Sill Extender**





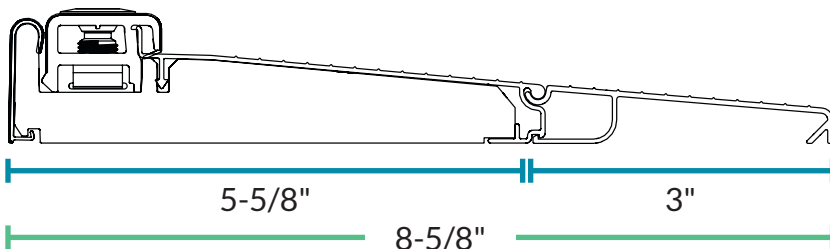
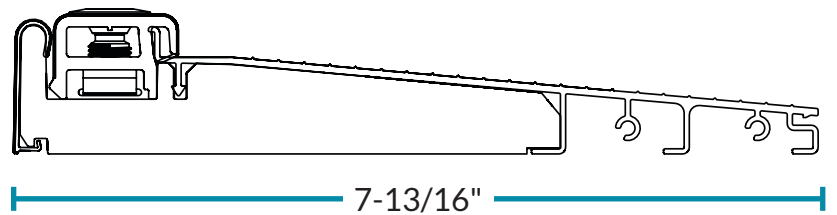
**Z-Series Sill System in a
4-9/16" Width PLUS a 2"
Sill Extender**

**Z-Series Sill System in a
5-5/8" Width PLUS a 2" Sill
Extender**



**Z-Series Sill System in a
4-9/16" Width PLUS a 3"
Sill Extender**

**Z-Series Sill System in a
7-13/16" Width**



**Z-Series Sill System in a
5-5/8" Width PLUS a 3" Sill
Extender**