



# FIBERGLASS DOORS

# BUILT FOR THE CANADIAN CLIMATE

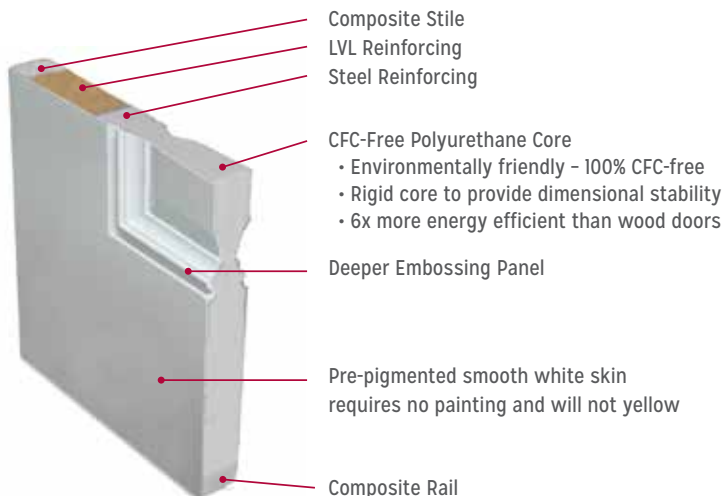
Unsurpassed vertical integration and ISO 9001 / ISO 14000 monitored manufacturing processes help support the R&D team.

- **High impact** compression moulded fiberglass skins are “weatherproof” and will not delaminate, corrode, mold or mildew. Nan Ya fiberglass doors also do not dent, rust, warp, crack, split, splinter, or rot and are very easy to keep clean.
- **Waterproof composite stiles** and rails are sealed and beautifully finished to protect all edges of the door from moisture penetration which could harm the inner insulation. The composite material will not delaminate or splinter and boasts twice the screw-holding capacity of typical wood-edge doors. The top and bottom rails are also composite components that prevent water seepage, are easy to trim and pre-machined to accommodate the bottom weather sweep. This patented innovation protects every Designer Arch fiberglass door from moisture infiltration.
- **Full-length lock block** and more internal structure than any door of its kind in North America. This structural reinforcement also ensures added security against forced entry and provides incomparable stability.
- **Guaranteed;** Nan Ya backs every door with a 25 year limited manufacturer's warranty. Not only do they stand behind any manufacturing defects, they also warrant against 'thermal bow'.



# FIBERGLASS DOOR SLABS

Specifically designed to withstand the harsh Canadian climate.



25 Limited  
YEAR Manufacturer's  
Warranty




**Smooth white pre-pigmented fiberglass doors** have a warm white finish to match the composite frame and require no painting. The doors will accept an array of paint colours to match the decor of your home.

**Woodgrain textured fiberglass doors** have a realistic rich appearance requiring paint or stain.

**Brushed Grain White**  
The beautiful graining on this door can be painted or stained to match your décor.

**Smooth White:**




Smooth Skin

**Brushed Grain White:**




Brushed Grain


**Textured Woodgrain Options:**



Rustic Mahogany



Teak



Oak

# 1/2 LITE

TO ACCEPT 22" X 36" GLASS OF YOUR CHOOSING



WG68



SG62



SG28

<b>Width</b>	2/8, 2/10, 3/0
<b>Height</b>	6/8, 8/0 (n/a in 2/10)

<b>Width</b>	2/8, 2/10, 3/0
<b>Height</b>	6/8



## NEULITE / TEXTURED



WG23



SG23



SG27

NEULITE / TEXTURED	
<b>Width</b>	2/8, 2/10, 3/0
<b>Height</b>	6/8

NEULITE	
<b>Width</b>	2/8, 2/10, 3/0
<b>Height</b>	6/8

## SMOOTH WHITE

The Designer Arch smooth white fiberglass door combines pre-pigmented door skins with composite stiles and rails, leaving no exposed wood. The maintenance-free door requires no painting and carries a 25 year limited manufacturer's warranty.

## TEXTURED SERIES

The strength of fiberglass with the beauty and warmth of wood and the highest standard of performance. Stain or paint these fiberglass doors to achieve your individual look.



# 3/4 LITE

TO ACCEPT 22" X 48" GLASS OF YOUR CHOOSING



WG25

SG25

Width	2/8, 2/10, 3/0
Height	6/8



WG49

SG49

Width	2/8, 2/10, 3/0
Height	6/8

## BEADING

Flush glazed fiberglass slabs feature sleek lines, providing the perception of a more enhanced viewing area. Smooth white or oak woodgrain slabs are consistent from door edge to glass, incorporating the glass directly into the door and creating a look that is clean and uninterrupted.

The slab is manufactured as a one-piece open and beaded mould with glass installed directly into the door slab during the assembly process. The flush glazing keeps the unit water and weather resistant for years to come.



Neulite Flush Glazed Glass Frame - Smooth White & Brushed Grain.



O&B Flush Glazed Glass Frame - Textured Series.



WG24

SG24


### NEULITE / TEXTURED

Width	2/8, 2/10, 3/0
Height	6/8

# FULL LITE

6/8 HT: TO ACCEPT 20"/22"/26" X 64" GLASS OF YOUR CHOOSING

8/0 HT: TO ACCEPT 20"/22"/26"/30" X 80" GLASS OF YOUR CHOOSING



WG00

SG00

FLUSH	WG00	SG00
Width	2/6, 2/8, 2/10, 3/0, 3/6	2/6, 2/8, 2/10, 3/0, 3/6
Height	6/8, 8/0	6/8, 8/0



WG12

SG10

O&B / NEULITE	WG12	SG10
Width	2/6, 2/8, 2/10, 3/0, 3/6	2/6, 2/8, 2/10, 3/0, 3/6
Height	6/8, 8/0 (N/A 2/6)	6/8, 8/0 (N/A 2/6)



BG15



Brushed White  
Flush Glazed Detail

BRUSHED NEULITE	BG15
Width	2/6, 2/8, 2/10, 3/0
Height	6/8

# NARROW LITE

6/8 HT: TO ACCEPT 8" X 64" GLASS OF YOUR CHOOSING  
8/0 HT: TO ACCEPT 8" X 80" GLASS OF YOUR CHOOSING



SG11

## SMOOTH WHITE

Width	2/8, 2/10, 3/0, 3/6
Height	6/8, 8/0

# 4 LITE

6/8 HT: TO ACCEPT 22-13/16" X 4-11/16" GLASS OF YOUR CHOOSING



SG14



Neulite Detail

## SMOOTH WHITE

Width	2/8, 2/10, 3/0
Height	6/8


# CRAFTSMAN

TO ACCEPT 22" X 16" GLASS OF YOUR CHOOSING



## CONTEMPORARY CRAFTSMAN

Width	2/8, 2/10, 3/0
Height	6/8



FG-CRAFT



SG-CRAFT



# SHAKER

## COLLECTION



### 3 LITE SOLID


Sharp and sleek contemporary design complements today's home decor trends.

High-definition embossed panels provide deep and vivid shadow lines. The rich, elegant Fir grain pattern makes painting and staining a breeze.

Width	2/8, 2/10, 3/0
Height	6/8



FG30



SG30

# TEXTURED

COLLECTION




## MAHOGANY WOODGRAIN

	RG12	RG22
Width	3/0	3/0
Height	6/8	6/8, 8/0



RG12



RG22

# TEXTURED

COLLECTION

---



## MODERN TEAK

	TG99	TG00
Width	2/8, 2/10, 3/0	2/8, 2/10, 3/0
Height	6/8	6/8, 8/0



TG99

TG00

## LANGLEY

Richersons Distribution  
richersonsdoors.com  
T 1-604-882-1080  
F 1-604-882-1086

## CALGARY

West Four Distribution  
westfourdistribution.com  
T 1-833-512-0666  
F 1-403-204-7665

## SASKATOON

West Four Distribution  
westfourdistribution.com  
T 1-833-512-0666  
F 1-403-204-7665

## WINNIPEG

West Four Distribution  
westfourdistribution.com  
T 1-833-512-0666  
F 1-403-204-7665

## TORONTO

Richersons Distribution  
richersonsdoors.com  
T 1-604-882-1080  
F 1-604-882-1086



---

**WEST FOUR**  
Distribution